

MIPS Reference Data

①



CORE INSTRUCTION SET

NAME	MNE-MON-FOR-IC MAT	OPERATION (in Verilog)	OPCODE/FUNCT (Hex)
Add	add R	R[rd] = R[rs] + R[rt]	(1) 0/20 _{hex}
Add Immediate	addi I	R[rt] = R[rs] + SignExtImm	(1)(2) 8 _{hex}
Add Imm. Unsigned	addiu I	R[rt] = R[rs] + SignExtImm	(2) 9 _{hex}
Add Unsigned	addu R	R[rd] = R[rs] + R[rt]	0/21 _{hex}
And	and R	R[rd] = R[rs] & R[rt]	0/24 _{hex}
And Immediate	andi I	R[rt] = R[rs] & ZeroExtImm	(3) c _{hex}
Branch On Equal	beq I	if(R[rs]==R[rt]) PC=PC+4+BranchAddr	(4) 4 _{hex}
Branch On Not Equal	bne I	if(R[rs]!=R[rt]) PC=PC+4+BranchAddr	(4) 5 _{hex}
Jump	j J	PC=JumpAddr	(5) 2 _{hex}
Jump And Link	jal J	R[31]=PC+4;PC=JumpAddr	(5) 3 _{hex}
Jump Register	jr R	PC=R[rs]	0/08 _{hex}
Load Byte Unsigned	lbu I	R[rt]={24'b0,M[R[rs] +SignExtImm](7:0)}	(2) 0/24 _{hex}
Load Halfword Unsigned	lhu I	R[rt]={16'b0,M[R[rs] +SignExtImm](15:0)}	(2) 0/25 _{hex}
Load Upper Imm.	lui I	R[rt] = {imm, 16'b0}	f _{hex}
Load Word	lw I	R[rt] = M[R[rs]+SignExtImm]	(2) 0/23 _{hex}
Nor	nor R	R[rd] = ~ (R[rs] R[rt])	0/27 _{hex}
Or	or R	R[rd] = R[rs] R[rt]	0/25 _{hex}
Or Immediate	ori I	R[rt] = R[rs] ZeroExtImm	(3) d _{hex}
Set Less Than	slt R	R[rd] = (R[rs] < R[rt]) ? 1 : 0	0/2a _{hex}
Set Less Than Imm.	slti I	R[rt] = (R[rs] < SignExtImm) ? 1 : 0	(2) a _{hex}
Set Less Than Imm. Unsigned	sltiu I	R[rt] = (R[rs] < SignExtImm) ? 1 : 0	(2)(6) b _{hex}
Set Less Than Unsigned	sltu R	R[rd] = (R[rs] < R[rt]) ? 1 : 0	(6) 0/2b _{hex}
Shift Left Logical	sll R	R[rd] = R[rs] << shamt	0/00 _{hex}
Shift Right Logical	srl R	R[rd] = R[rs] >> shamt	0/02 _{hex}
Store Byte	sb I	M[R[rs]+SignExtImm](7:0) = R[rt](7:0)	(2) 28 _{hex}
Store Halfword	sh I	M[R[rs]+SignExtImm](15:0) = R[rt](15:0)	(2) 29 _{hex}
Store Word	sw I	M[R[rs]+SignExtImm] = R[rt]	(2) 2b _{hex}
Subtract	sub R	R[rd] = R[rs] - R[rt]	(1) 0/22 _{hex}
Subtract Unsigned	subu R	R[rd] = R[rs] - R[rt]	0/23 _{hex}

- (1) May cause overflow exception
- (2) SignExtImm = { 16{immediate[15]}, immediate }
- (3) ZeroExtImm = { 16{1b'0'}, immediate }
- (4) BranchAddr = { 14{immediate[15]}, immediate, 2'b0 }
- (5) JumpAddr = { PC[31:28], address, 2'b0 }
- (6) Operands considered unsigned numbers (vs. 2 s comp.)

BASIC INSTRUCTION FORMATS

R	opcode	rs	rt	rd	shamt	funct
	31	26 25	21 20	16 15	11 10	6 5
	31	26 25	21 20	16 15	immediate	
	31	26 25	21 20	16 15	address	
	31	26 25	0			

ARITHMETIC CORE INSTRUCTION SET

②

NAME	MNE-MON-FOR-IC MAT	OPERATION	OPCODE/FUNCT (Hex)
Branch On FP True	bc1t FI	if(FPcond)PC=PC+4+BranchAddr	(4) 11/8/1/--
Branch On FP False	bc1f FI	if(!FPcond)PC=PC+4+BranchAddr	(4) 11/8/0/--
Divide	div R	Lo=R[rs]/R[rt]; Hi=R[rs]%R[rt]	0/--/1a
Divide Unsigned	divu R	Lo=R[rs]/R[rt]; Hi=R[rs]%R[rt]	(6) 0/--/1b
FP Add Single	add.s FR	F[fd] = F[fs] + F[ft]	11/10/--/0
FP Add Double	add.d FR	{F[fd],F[fd+1]} = {F[fs],F[fs+1]} + {F[ft],F[ft+1]}	11/11/--/0
FP Compare Single	c.x.s* FR	FPcond = (F[fs] op F[ft]) ? 1 : 0	11/10/--/y
FP Compare Double	c.x.d* FR	FPcond = ((F[fs],F[fs+1]) op {F[ft],F[ft+1]}) ? 1 : 0	11/11/--/y
* (x is eq, lt, or le) (op is ==, <, or <=) (y is 32, 3c, or 3e)			
FP Divide Single	div.s FR	F[fd] = F[fs] / F[ft]	11/10/--/3
FP Divide Double	div.d FR	{F[fd],F[fd+1]} = {F[fs],F[fs+1]} / {F[ft],F[ft+1]}	11/11/--/3
FP Multiply Single	mul.s FR	F[fd] = F[fs] * F[ft]	11/10/--/2
FP Multiply Double	mul.d FR	{F[fd],F[fd+1]} = {F[fs],F[fs+1]} * {F[ft],F[ft+1]}	11/11/--/2
FP Subtract Single	sub.s FR	F[fd]=F[fs] - F[ft]	11/10/--/1
FP Subtract Double	sub.d FR	{F[fd],F[fd+1]} = {F[fs],F[fs+1]} - {F[ft],F[ft+1]}	11/11/--/1
Load FP Single	lwc1 I	F[rt]=M[R[rs]+SignExtImm]	(2) 31/--/--
Load FP Double	ldc1 I	F[rt]=M[R[rs]+SignExtImm]; F[rt+1]=M[R[rs]+SignExtImm+4]	(2) 35/--/--
Move From Hi	mghi R	R[rd] = Hi	0/--/--/10
Move From Lo	mflo R	R[rd] = Lo	0/--/--/12
Move From Control	mfc0 R	R[rd] = CR[rs]	16/0/--/0
Multiply	mult R	{Hi,Lo} = R[rs] * R[rt]	0/--/--/18
Multiply Unsigned	multu R	{Hi,Lo} = R[rs] * R[rt]	(6) 0/--/--/19
Store FP Single	swc1 I	M[R[rs]+SignExtImm] = F[rt]	(2) 39/--/--
Store FP Double	swd1 I	M[R[rs]+SignExtImm] = F[rt]; M[R[rs]+SignExtImm+4] = F[rt+1]	(2) 3d/--/--

FLOATING POINT INSTRUCTION FORMATS

FR	opcode	fmt	ft	fs	fd	funct
	31	26 25	21 20	16 15	11 10	6 5
	31	26 25	21 20	16 15	immediate	
	31	26 25	21 20	16 15	0	

PSEUDO INSTRUCTION SET

NAME	MNEMONIC	OPERATION
Branch Less Than	b1t	if(R[rs]<R[rt]) PC = Label
Branch Greater Than	bgt	if(R[rs]>R[rt]) PC = Label
Branch Less Than or Equal	b1e	if(R[rs]<=R[rt]) PC = Label
Branch Greater Than or Equal	bge	if(R[rs]>=R[rt]) PC = Label
Load Immediate	li	R[rd] = immediate
Move	move	R[rd] = R[rs]

REGISTER NAME, NUMBER, USE, CALL CONVENTION

NAME	NUMBER	USE	PRESERVEDACROSS A CALL?
\$zero	0	The Constant Value 0	N.A.
\$at	1	Assembler Temporary	No
\$v0-\$v1	2-3	Values for Function Results and Expression Evaluation	No
\$a0-\$a3	4-7	Arguments	No
\$t0-\$t7	8-15	Temporaries	No
\$s0-\$s7	16-23	Saved Temporaries	Yes
\$t8-\$t9	24-25	Temporaries	No
\$k0-\$k1	26-27	Reserved for OS Kernel	No
\$gp	28	Global Pointer	Yes
\$sp	29	Stack Pointer	Yes
\$fp	30	Frame Pointer	Yes
\$ra	31	Return Address	Yes

OPCODES, BASE CONVERSION, ASCII SYMBOLS

MIPS opcode (31:26)	(1) MIPS funct (5:0)	(2) MIPS funct (5:0)	Binary	Decimal	Hexa-decimal	ASCII Character	Decimal	Hexa-decimal	ASCII Character
(1)	add	add.f	00 0000	0	0	NUL	64	40	@
	sub	sub.f	00 0001	1	1	SOH	65	41	A
j	srl	mul.f	00 0010	2	2	STX	66	42	B
jal	sra	div.f	00 0011	3	3	ETX	67	43	C
beq	sllv	sqrt.f	00 0100	4	4	EOT	68	44	D
bne		abs.f	00 0101	5	5	ENQ	69	45	E
blez	srlv	mov.f	00 0110	6	6	ACK	70	46	F
bgz	srav	neg.f	00 0111	7	7	BEL	71	47	G
addi	jr		00 1000	8	8	BS	72	48	H
addiu	jalr		00 1001	9	9	HT	73	49	I
sllt	movz		00 1010	10	a	LF	74	4a	J
slltu	movn		00 1011	11	b	VT	75	4b	K
andi	syscall	round.wf	00 1100	12	c	FF	76	4c	L
ori	break	trunc.wf	00 1101	13	d	CR	77	4d	M
xori		ceil.wf	00 1110	14	e	SO	78	4e	N
lui	sync	floor.wf	00 1111	15	f	SI	79	4f	O
(2)	mflr		01 0000	16	10	DLE	80	50	P
	mthi		01 0001	17	11	DC1	81	51	Q
	mflr	movz.f	01 0010	18	12	DC2	82	52	R
	mtlo	movn.f	01 0011	19	13	DC3	83	53	S
			01 0100	20	14	DC4	84	54	T
			01 0101	21	15	NAK	85	55	U
			01 0110	22	16	SYN	86	56	V
			01 0111	23	17	ETB	87	57	W
	mult		01 1000	24	18	CAN	88	58	X
	multu		01 1001	25	19	EM	89	59	Y
	div		01 1010	26	1a	SUB	90	5a	Z
	divu		01 1011	27	1b	ESC	91	5b	[
			01 1100	28	1c	FS	92	5c	\
			01 1101	29	1d	GS	93	5d]
			01 1110	30	1e	RS	94	5e	^
			01 1111	31	1f	US	95	5f	_
lb	add	cvt.s.f	10 0000	32	20	Space	96	60	`
lh	addu	cvt.d.f	10 0001	33	21	!	97	61	a
lwl	sub		10 0010	34	22	"	98	62	b
lwr	subu		10 0011	35	23	#	99	63	c
lbu	and	cvt.w.f	10 0100	36	24	\$	100	64	d
lhu	or		10 0101	37	25	%	101	65	e
lwr	xor		10 0110	38	26	&	102	66	f
	nor		10 0111	39	27	'	103	67	g
sb			10 1000	40	28	(104	68	h
sh			10 1001	41	29)	105	69	i
swl	sllt		10 1010	42	2a	*	106	6a	j
sw	slltu		10 1011	43	2b	+	107	6b	k
			10 1100	44	2c	,	108	6c	l
			10 1101	45	2d	-	109	6d	m
swr			10 1110	46	2e	.	110	6e	n
cache			10 1111	47	2f	/	111	6f	o
ll	tge	c.l.f	11 0000	48	30	0	112	70	p
lwc1	tgeu	c.un.f	11 0001	49	31	1	113	71	q
lwc2	tlb	c.eq.f	11 0010	50	32	2	114	72	r
pref	tlbu	c.usq.f	11 0011	51	33	3	115	73	s
ldc1	teq	c.o.lt.f	11 0100	52	34	4	116	74	t
ldc2	tne	c.o.lt.f	11 0101	53	35	5	117	75	u
		c.o.le.f	11 0110	54	36	6	118	76	v
		c.o.lf.f	11 0111	55	37	7	119	77	w
sc		c.st.f	11 1000	56	38	8	120	78	x
swc1		c.ngle.f	11 1001	57	39	9	121	79	y
swc2		c.seq.f	11 1010	58	3a	:	122	7a	z
		c.ngl.f	11 1011	59	3b	;	123	7b	{
		c.lt.f	11 1100	60	3c	<	124	7c	
sdc1		c.ngle.f	11 1101	61	3d	=	125	7d	}
sdc2		c.le.f	11 1110	62	3e	>	126	7e	~
		c.ngt.f	11 1111	63	3f	?	127	7f	DEL

(1) opcode(31:26) = 0

(2) opcode(31:26) = 17_{hex} (11_{hex}); if fmt(25:21) = 16_{hex} (10_{hex}) f = s (single);
if fmt(25:21) = 17_{hex} (11_{hex}) f = d (double)

IEEE 754 FLOATING POINT STANDARD

$$(-1)^S \times (1 + \text{Fraction}) \times 2^{(\text{Exponent} - \text{Bias})}$$

where Single Precision Bias = 127,
Double Precision Bias = 1023.

IEEE Single Precision and Double Precision Formats:

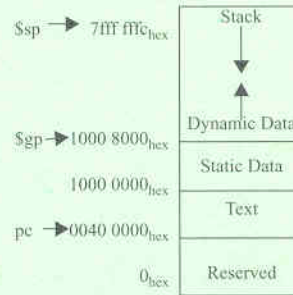


IEEE 754 Symbols

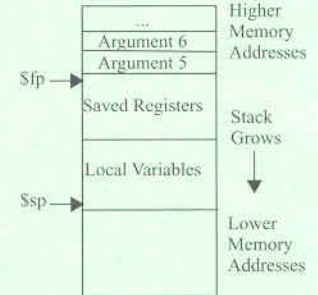
Exponent	Fraction	Object
0	0	± 0
0	≠ 0	± Denorm
1 to MAX - 1	anything	± Fl. Pt. Num.
MAX	0	±∞
MAX	≠ 0	NaN

S.P. MAX = 255, D.P. MAX = 2047

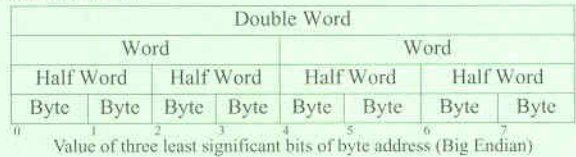
MEMORY ALLOCATION



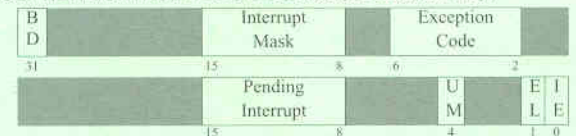
STACK FRAME



DATA ALIGNMENT



EXCEPTION CONTROL REGISTERS: CAUSE AND STATUS



BD = Branch Delay, UM = User Mode, EL = Exception Level, IE = Interrupt Enable

EXCEPTION CODES

Number	Name	Cause of Exception	Number	Name	Cause of Exception
0	Int	Interrupt (hardware)	9	Bp	Breakpoint Exception
4	AdE	Address Error Exception (load or instruction fetch)	10	Rl	Reserved Instruction Exception
5	AdES	Address Error Exception (store)	11	CpU	Coprocessor Unimplemented
6	IBE	Bus Error on Instruction Fetch	12	Ov	Arithmetic Overflow Exception
7	DBE	Bus Error on Load or Store	13	Tr	Trap
8	Sys	Syscall Exception	15	FPE	Floating Point Exception

SIZE PREFIXES (10^x for Disk, Communication; 2^x for Memory)

SIZE	PRE-FIX	SIZE	PRE-FIX	SIZE	PRE-FIX	SIZE	PRE-FIX
10 ³ , 2 ¹⁰	Kilo-	10 ¹⁵ , 2 ⁵⁰	Peta-	10 ⁻³	milli-	10 ⁻¹⁵	femto-
10 ⁶ , 2 ²⁰	Mega-	10 ¹⁸ , 2 ⁶⁰	Exa-	10 ⁻⁶	micro-	10 ⁻¹⁸	atto-
10 ⁹ , 2 ³⁰	Giga-	10 ²¹ , 2 ⁷⁰	Zetta-	10 ⁻⁹	nano-	10 ⁻²¹	zepto-
10 ¹² , 2 ⁴⁰	Tera-	10 ²⁴ , 2 ⁸⁰	Yotta-	10 ⁻¹²	pico-	10 ⁻²⁴	yocto-

The symbol for each prefix is just its first letter, except μ is used for micro.